



MAZDA CX-80

We believe in the power of human potential;
creativity, imagination and the amazing things
we're all capable of when we're inspired.

We believe in taking the unconventional road
and going the extra mile to do work that inspires.

We believe in artisans, designers, engineers and
ambassadors who pour human energy into their work.

We believe in the power of cars to move human emotions.
To awaken senses, heighten reflexes, make pulses race.

We believe the joy of being alive comes from what we
discover on our journey, and the inspiration we find in
every mile.

MAZDA MAKES YOU FEEL ALIVE




Specifications of models shown may vary by market. Consult your Mazda dealer for exact details.



PACKAGING & UTILITY

*“We want to give everyone in the car
a fulfilling sense of comfort and peace of mind.”*



Specifications of models shown may vary by market. Consult your Mazda dealer for exact details.




WITH FRIENDS, WITH FAMILY. CONVENIENCE AND COMFORT THAT ENTICE YOU ON TO NEW EXPERIENCES.

When designing the CX-80, we sought to give it an exterior presence that made it stand out from other cars, as well as making it easy to use with excellent comfort to ensure time spent in the car would be pleasant for every passenger. While designing the CX-80 body size to facilitate ease of handling when parking and in other everyday driving situations, we also sought to offer packaging options tailored to our customers seeking usability. In particular, we focused on the comfort of each seating area and the ease of use of the third row to meet the needs of drivers with numerous passengers.

SECOND-ROW SEATS

Roomy and comfortable interior

The cabin width ensures space for passengers to feel comfortable. To make it easier even for passengers approx. 150 cm tall to sit with their feet touching the floor, we raised the height of the floor area under the second-row seats immediately before the change in floor height. We also adjusted the height so that passengers approx. 188 cm tall can feel less discomfort even when they pull their feet in toward their seat.




Captain seats with a console in the middle

Improved the shape of the rear seat console to be better integrated with the seats and added a decorative metal trim that matches the front console and door trims to create a sense of consistency throughout the cabin.

ENGINE & MECHANICAL ASPECTS

“Power and excellent environmental performance, redefined for today’s journeys.”



Specifications of models shown may vary by market. Consult your Mazda dealer for exact details.



e-SKYACTIV PHEV (PLUG-IN HYBRID)

Provides both the power needed to accelerate to overtake other cars with ease as well as excellent environmental performance. Based on the 2.5 L gasoline engine but carried out intake and exhaust tuning and added a motor and battery. In addition to the smooth acceleration feel that leverages the properties of the motor, the 8-speed automatic transmission without a torque converter achieves a rhythmic feel of gear changes that quickly adapts to changes in the driver's feelings.

In many everyday driving situations, only the motor is needed to drive, and the internal combustion engine can also be used when the battery capacity drops below a certain point or when accelerating at a rate beyond what the motor torque alone can provide. In addition to outstanding fuel economy and environmental performance, the extremely powerful output and torque provide an enjoyable longer driving experience sure to meet customer expectations.



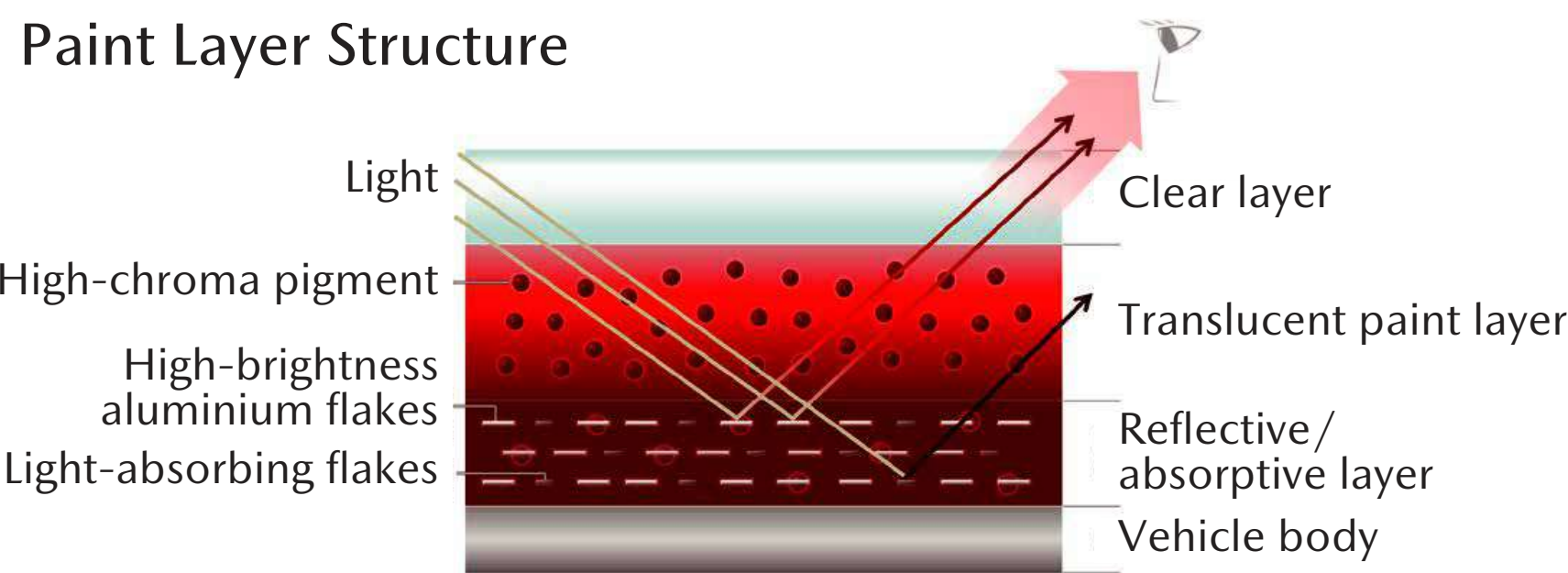
BODY COLOURS & SEAT MATERIALS

“Where precision meets artistry.”

Specifications of models shown may vary by market. Consult your Mazda dealer for exact details.

BODY COLOURS

Paint Layer Structure



TAKUMI-NURI

Mazda’s unique painting technology Takumi-nuri (takumi: artisan, nuri: painting), with its unprecedented combination of colour, highlights, shade, and depth, further emphasizes the sheer beauty and quality of the dynamic body shape. The lineup includes four Takumi-nuri body colours: Soul Red Crystal Metallic, Machine Grey Metallic, Rhodium White Metallic, and Artisan Red Metallic.



Soul Red Crystal Metallic
(46V)



Machine Grey Metallic
(46G)



Rhodium White Metallic
(51K)



Artisan Red Metallic
(51F)



Melting Copper Metallic
(52H)



Platinum Quartz Metallic
(47S)



Deep Crystal Blue Mica
(42M)



Jet Black Mica
(41W)

Notes:

- The images in this catalogue may vary from the actual vehicle depending on the photography and printing conditions.
- Availability of exterior and interior colours varies according to region. Please consult your Mazda dealer for exact information.

SEAT MATERIALS



KURO - Nappa leather, Tan



ELITE - Nappa leather, Pure White

Notes:

- The images in this catalogue may vary from the actual vehicle depending on the photography and printing conditions.
- Availability of exterior and interior colours varies according to region. Please consult your Mazda dealer for exact information.



Specifications of models shown may vary by market. Consult your Mazda dealer for exact details.

EQUIPMENT



The large panoramic sunroof provides an expansive top view and brings light to the entire cabin, delivering an open, airy feel to passengers in both the front and rear, creating an experience of 'Celebrate Driving.' A roof bow between the B-pillars helps reduce vehicle weight while also enhancing side-collision safety. The panoramic roof also includes an electronic front-to-back slide and tilt mechanism located in front of this roof bow.



The CX-80 includes our new See-through View technology that builds on the existing 360° View Monitor, projecting natural footage of the vehicle and surrounding area to help drivers better grasp perspective and distance. This new technology aims to support a driving experience in which the vehicle moves in a way that is in sync with the driver's intentions, making driving safe and stress-free.



Mazda's seat ventilation and warmer system is designed to keep you comfortable in both hot and cold weather. The seat ventilation uses fans to circulate air, helping to keep you cool and dry in warm conditions, while the seat warmer provides gentle heat to keep you cozy during colder months. Both functions are easily adjustable, allowing you to choose the level of comfort that suits you and ensuring a more enjoyable driving experience.

Notes:

- Availability of equipment/features varies according to country and model grade. Please consult your Mazda dealer for exact information.
- Details and specifications of exterior and interior designs of products shown in this catalogue vary by country and model grade. Please consult your Mazda dealer for exact information.

EQUIPMENT



The CX-80 includes an air conditioning vent in the second row and is also equipped with a rear seat climate control panel that allows passengers to adjust the temperature and airflow to their preferences. These settings can also be adjusted from the front seat control panel. The PHEV model features a climate control unit that enables users to adjust the settings without turning the engine on.



Jointly developed with Bose®, the CX-80's audio system features 12 speakers for powerful, clearly defined sound. The unique Centerpoint2 surround system delivers a superbly focused, three-dimensional sonic image even from stereo sources. AUDIOPILOT2 monitors ambient noise levels and automatically adjusts audio volume.



The center console tray features a Qi wireless charger* that allows for the convenient charging of compatible smartphones and other devices placed on it, as long as the engine is running. This ensures your devices stay powered up while on the go.

*Warning: Radio waves emitted by the wireless charger may affect implantable medical devices such as cardiac pacemakers and cardioverter defibrillators. Please consult your local Mazda dealer for exact information.

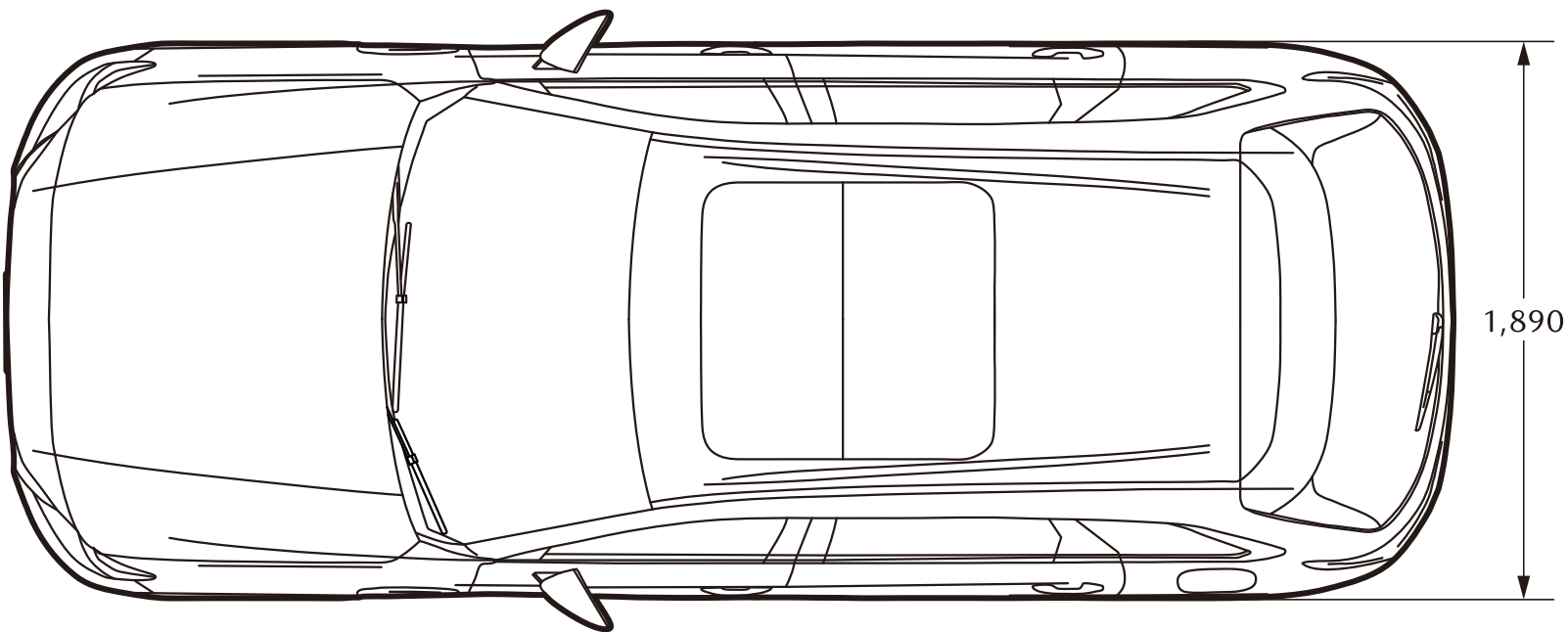

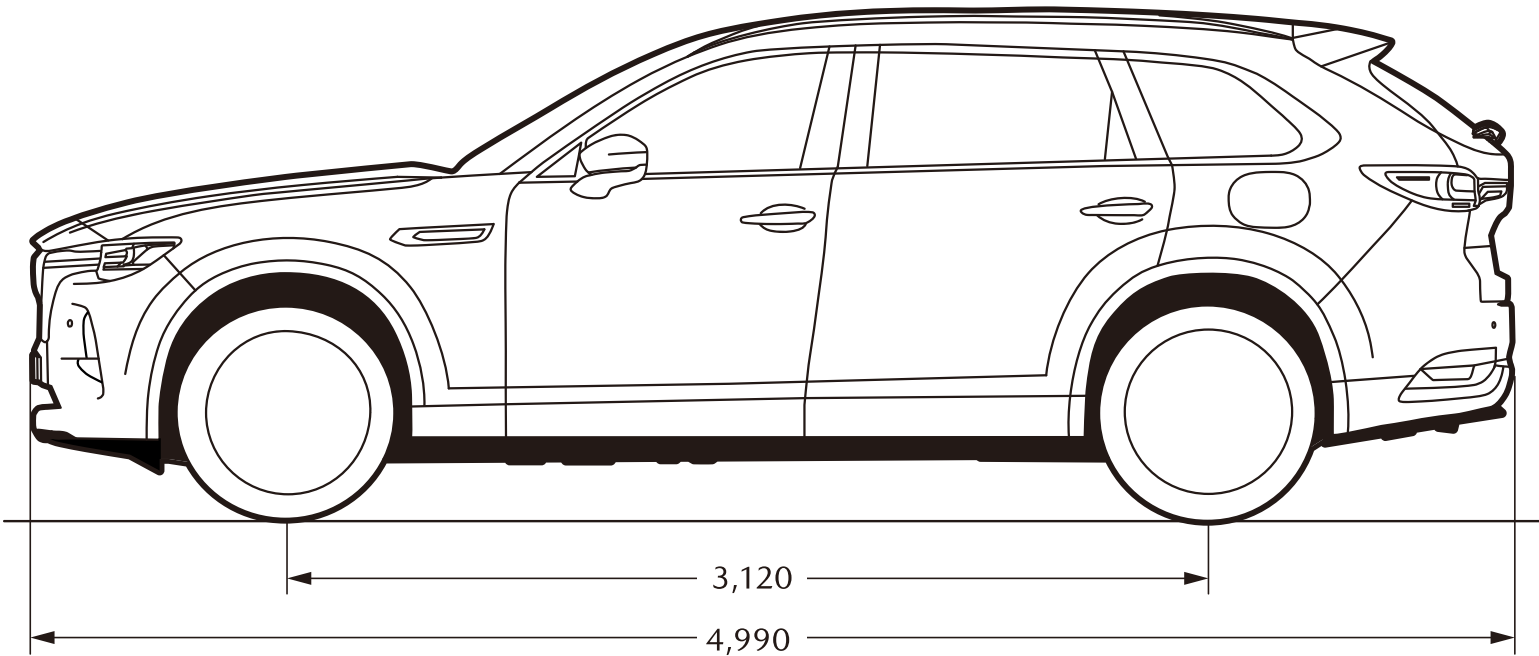
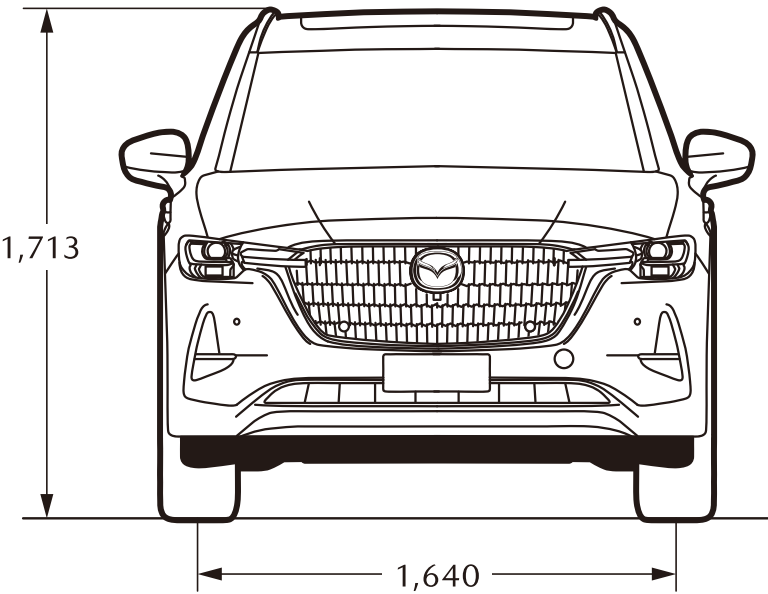
Notes:

- Availability of equipment/features varies according to country and model grade. Please consult your Mazda dealer for exact information.
- Details and specifications of exterior and interior designs of products shown in this catalogue vary by country and model grade. Please consult your Mazda dealer for exact information.

MAZDA CX-80

SPECIFICATIONS

DIMENSIONS & WEIGHTS			
Overall length (w/o number-plate holder)		mm	4,990
Overall width		mm	1,890
Overall height		mm	1,713
Wheelbase		mm	3,120
Tread	Front	mm	1,640
	Rear	mm	1,645
Headroom	Front row	mm	998
	2nd row	mm	974
	3rd row	mm	915
Shoulder room	Front	mm	1,504
	2nd row	mm	1,476
	3rd row	mm	1,296
Leg room	Front	mm	1,058
	2nd row	mm	998
	3rd row	mm	736
Ground clearance (Unladen)		mm	175
Minimum turning radius		m	5.8
Vehicle curb weight		kg	2,272



Unit: mm

MAZDA CX-80

SPECIFICATIONS

ENGINE			e-SKYACTIV-PHEV 2.5	
Type			In-line, 4-cylinder DOHC, 16 valve	
Displacement		cc	2,488	
Bore x stroke		mm	89 x 100	
Compression ratio			13.0 : 1	
Maximum power output		EEC	kW (ps)/rpm	141 (191) / 6,000
Maximum torque		EEC	Nm/rpm	261 / 4,000
Recommended fuel type			Unleaded 95RON	
Fuel tank capacity		L	70	
MOTOR				
Maximum power output		EEC	kW (ps)/rpm	129 (175) / 5,500
Maximum torque		EEC	Nm/rpm	270 / 400
HEV SYSTEM				
Maximum power output			kW (ps)/rpm	241 (327) / 6,000
Maximum torque			Nm/rpm	500 / 4,000
BATTERY				
Type			Lithium-ion	
Capacity		kWh	17.8	
Voltage		V	355	
All Electric Range (AER)		km (WLTP)	60	
DRIVETRAIN				
AWD				
Transmission type			8-speed automatic	
Gear ratios	1st		5.258	
	2nd		3.303	
	3rd		2.129	
	4th		1.705	
	5th		1.300	
	6th		1.000	
	7th		0.822	
	8th		0.628	
	Reverse		4.034	
Final gear ratio			4.444	
STEERING				
Type			Rack and pinion	
Power steering type			Electric Power-Assisted Steering	
SUSPENSION				
Type	Front		Double wishbone	
	Rear		Multi-link	
BRAKES				
Type	Front		Ventilated discs	
	Rear		Ventilated discs	
Diameter	Front		mm	347
	Rear		mm	350
TYRES & WHEELS				
Tyre size			235/50 R20	
Wheel size			20 x 7-1/2J	

Specifications described may vary by market. Consult your Mazda dealer for exact details.

MAZDA CX-80

EQUIPMENT

Edition		ELITE	KURO
MECHANICAL			
SKYACTIV Multi-Solution Scalable Architecture		●	
Idling stop system (i-stop)		●	
Kinematic Posture Control (KPC)		●	
i-ACTIV AWD		●	
Brake-by-wire regenerative-friction brake coordination system		●	
Mazda Intelligent Drive Select (Mi-Drive)		●	
Hill Descent Control (HDC)		●	
EXTERIOR			
Tyres & wheels	235/50 R20 with 7-1/2J aluminum wheels, gray metallic machined	●	-
	235/50 R20 with 7-1/2J aluminum wheels, black metallic	-	●
Front wipers	Intermittent, timing adjustable, with rain sensor	●	
Headlamps	LED with daytime running lamp	●	
	Auto on/off	●	
	Auto levelling	●	
	Rear combination lamp	Combination signature illumination	
Outer mirrors	Electric adjustment with auto fold	●	
	LED turning lamp	●	
	Auto-dimming	●	
	Memory function	●	
	Body color	●	-
	Gloss black	-	●
	Radiator grille	Bar type with insignia	●
	Signature wing	Bright	Dark
Power liftgate	with hands-free function	●	
Power sliding panoramic sunroof		●	
INTERIOR			
Audio system	Mazda Connect, 12.3-inch wide TFT color display	●	
	Commander control	●	
	BOSE sound system 12-speakers	●	
	Smartphone integration	●	
Navigation system		●	
Steering wheel	Leather, audio & bluetooth control switches	●	
	Electric tilt and telescopic adjustment	●	
Meter set	12.3-inch full LCD display	●	
Active Driving Display (ADD)	On windscreen	●	
Auto climatic control A/C	Triple-zone	●	
Rear ventilation cooler		●	
Power windows	One-touch down and up	●	
Seat upholstery	White nappa leather	●	-
	Tan nappa leather with quilting	-	●
Front seats	Driver: 10-way Power seat adjustment with memory Front passenger: 10-way Power seat adjustment	●	
	Driver's personalization system with easy entry	●	
	Seat ventilation and warmer	●	
Second-row seats	Reclining electrical adjustable	●	
	One Touch Walk-in	●	
	Seat ventilation and warmer	●	
Third-row seats	50:50-split fold-down mechanism	●	
Qi wireless charger		●	
Luggage Hook		●	
Electric Parking Brake (EPB)	with Auto hold	●	
Inner mirror (frameless)	Auto dimming	●	

Specifications described may vary by market. Consult your Mazda dealer for exact details.

MAZDA CX-80

EQUIPMENT

Edition		
		ELITE
		KURO
SAFETY - ACTIVE Standard		
Antilock Brake System (ABS) with Electronic Brakeforce Distribution (EBD) and Brake Assist (BA)		•
Dynamic Stability Control (DSC) and Traction Control System (TCS)		•
Hill Launch Assist (HLA)		•
Emergency Stop Signal (ESS)		•
Front & rear parking sensors		•
360 ⁰ view monitor view monitor with see-through view		•
SAFETY - PASSIVE Standard		
Airbags	Dual Front	•
	Curtain & side	•
	Knee (driver side)	•
High-mount stop lamp		•
Side-impact door beams		•
Collapsible steering shaft & injury-minimizing brake pedal		•
Neck injury mitigation front seats		•
Ring Structure unibody construction SKYACTIV-BODY		•
SAFETY - i-ACTIVSENSE		
Adaptive LED Headlamp (ALH)		•
Smart Brake Support (SBS) & Forward Obstruction Warning (FOW)		•
Mazda Radar Cruise Control (MRCC)		•
Lane Departure Warning System (LDWS)		•
Lane keep assist system (LAS)		•
Traffic Jam Assist (TJA)		•
Driver Monitoring		•
Blind Spot Monitoring (BSM)		•
Rear Cross-Traffic Alert (RCTA)		•
SECURITY		
Power door locks with Auto door lock system		•
Immobilizer & burglar alarm		•

Specifications described may vary by market. Consult your Mazda dealer for exact details.



We believe that a vehicle has something more than just a mode of transportation or a lump of metal. Therefore, we continuously push ourselves in developing SKYACTIV's superior technology and KODO design to achieve this. This is marked by the essence of being one with the car typical of Mazda's Jinba-Ittai.

MYMAZDA WARRANTY & MYMAZDA SERVICE

- Increase driving confidence.
- All Mazda models come with a 5 years or 150,000 km vehicle warranty, whichever comes first, starting from the date of car delivery.
- Mazda PHEV models come with a 8 years or 160,000 km Lithium-ion high-voltage battery warranty, whichever comes first, starting from the date of car delivery.
- Mazda PHEV models come with a 3 years or 60,000 km service and spare parts special package, whichever comes first, starting from the date of car delivery.
- Guarantee of Mazda genuine parts.
- The Emergency Road Assistance (ERA) coverage in the JABODETABEK area is limited to 30 km from the incident location to the nearest authorized dealer. Any assistance required beyond this distance will incur additional costs, which will be the responsibility of the customer.
- The Mazda Owners Club (MOC) card offers special programs hosted by PT Eurokars Motor Indonesia.

PHEV: Plug-in Hybrid Electric Vehicle



DISCOVER MORE

